



UNIVERSITY OF NEW MEXICO SCHOOL OF MEDICINE

UNM Trained MDs

The Location Report is produced annually by the Office of Program Evaluation, Education and Research at the University of New Mexico School of Medicine. This report provides a statistical overview of current practice and location information for UNM trained physicians who were licensed and practicing in New Mexico in the past year.

QUICK FACTS:

Who practiced medicine in New Mexico in 2010?

- There were 1807 UNM trained MDs licensed and practicing in New Mexico in 2010 (page 5)
- Approximately 40% of all physicians licensed in New Mexico trained at UNM (1807/4549, pages 5 and 6)
- Approximately one of every four physicians trained at UNM is practicing in New Mexico (1807 of 6707, page 2)
- MDs who trained at UNM for both phases of their medical education (medical school and medical residency) are twice as likely to practice in New Mexico as MDs who trained at UNM for only one phase of their medical education (MD Only 372/1556, Medical Residency Only 951/4236, MD and Medical Residency 484/915, page 2)
- UNM trained MDs are practicing in 29 of New Mexico's 33 counties (page 4)

2010 Specialty Information

- Roughly half of all UNM trained MDs licensed in New Mexico practice in the primary care specialties of family medicine, internal medicine, obstetrics & gynecology, or pediatrics (893/1807 total UNM trained MDs in NM, page 7)
- About 20% of UNM trained MDs licensed in New Mexico practice in one of four specialties: anesthesiology, general surgery, emergency medicine, or psychiatry (402/1807, page 8)

About UNM School of Medicine

- UNM School of Medicine graduated its first class of MDs in 1968 and its first class of resident MDs in 1955 (see notes on terminology below)
- On average, 75 MDs graduate from UNM School of Medicine each year
- Approximately 125 MDs begin residency training in New Mexico each year; roughly 500 medical residents and fellows were in training at the UNM School of Medicine in 2010

A Note on Terminology:

All MDs who graduated from UNM School of Medicine or who completed all or part of their residency at UNM are referred to as UNM trained MDs.

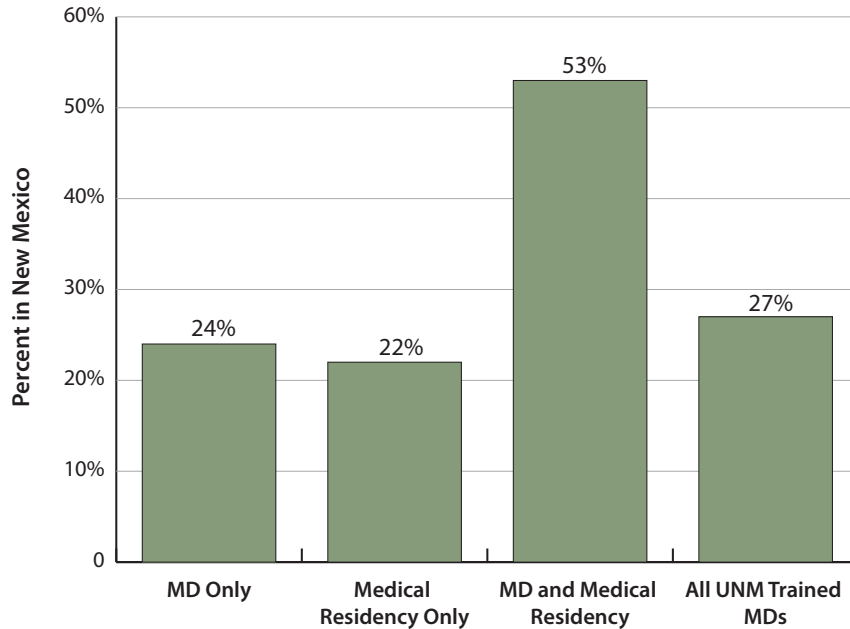
UNM Trained MDs fall into three mutually exclusive categories:

- MD degree from UNM, Medical Residency out-of-state (**MD Only**)
- Medical Residency at UNM, MD degree out-of-state (**Medical Residency Only**)
- Both MD degree and Medical Residency at UNM (**MD and Medical Residency**)

Table 1: UNM Trained MDs, 2010*

	Total	In Training	Out of Training	Out of Training in NM	Percent of those out of training in NM
MD Only	1746	190	1556	372	24%
Medical Residency Only	4236	-	4236	951	22%
MD and Medical Residency	1010	95	915	484	53%
Total (All UNM Trained MDs)	6992	285	6707	1807	27%

Figure 1: UNM Trained MDs, Percent in New Mexico 2010



*The Office of Program Evaluation, Education and Research cannot verify training information for graduates outside of New Mexico. Therefore, the "In Training" figures included in Table 1 are those in training at UNM only.

Figure 2: UNM Trained MDs in New Mexico, 2000, 2005, 2010

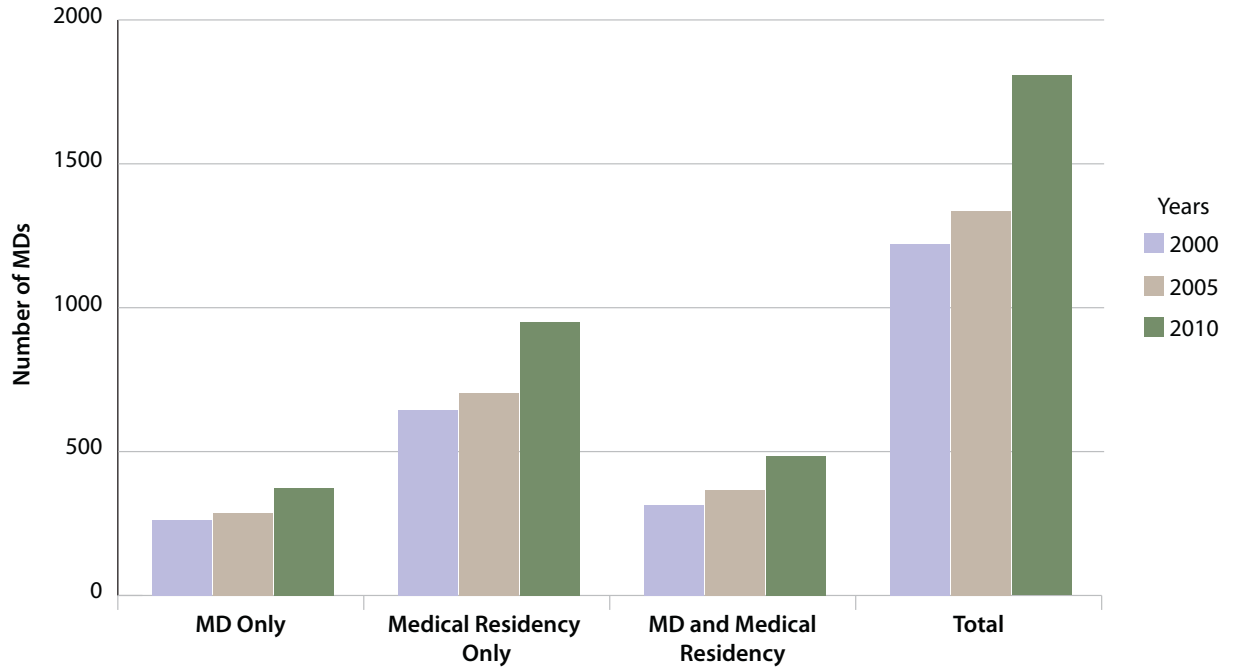


Figure 3: UNM Trained MDs in Primary Care Specialties in New Mexico, 2000, 2005, 2010

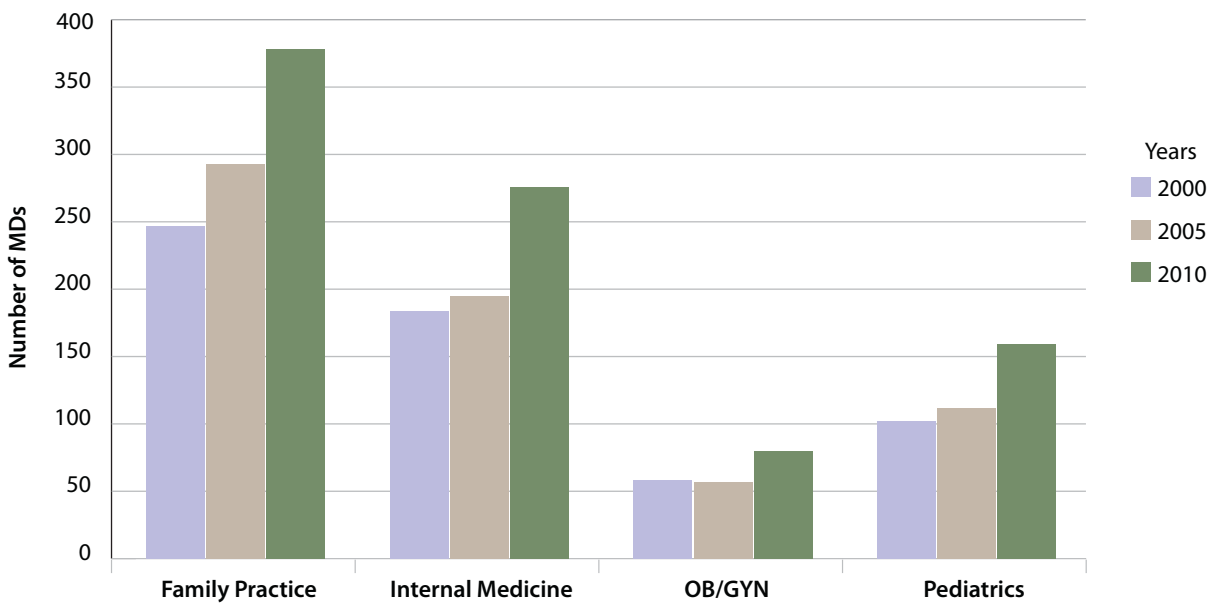


Figure 4: UNM Trained MDs with New Mexico License and Address by County, 2010

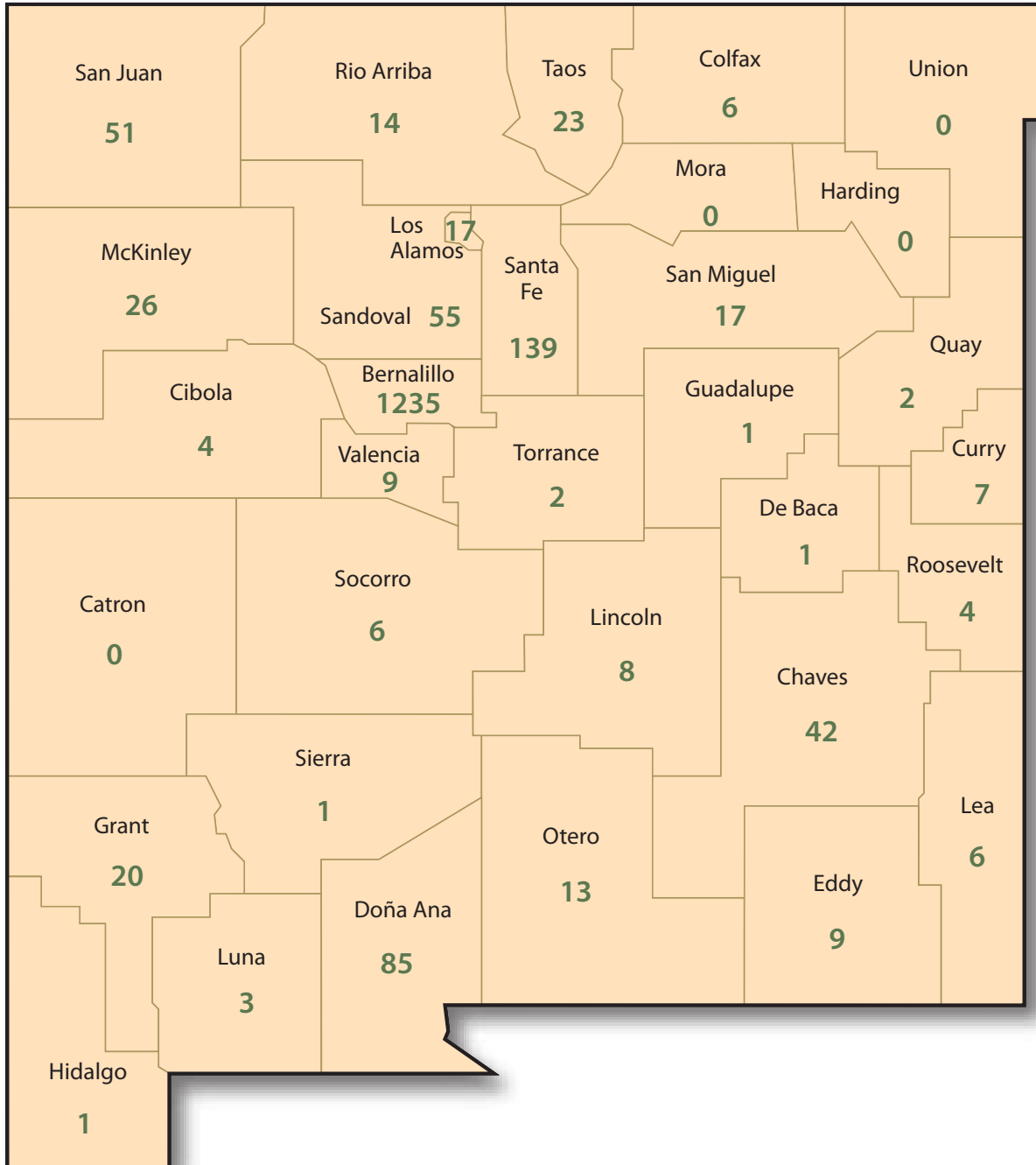
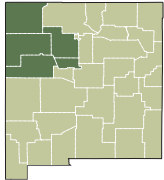
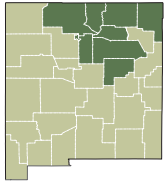
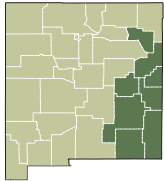
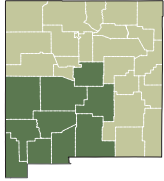


Table 2A: UNM Trained MDs in New Mexico by County and Public Health Region, 2010

		Total Number of MDs*	UNM Trained MDs	UNM Trained MDs by Training Type		
				MD Only	Medical Residency Only	MD and Medical Residency
All of New Mexico		4549	1807	374	952	481
Northwest Region – Total		454	145	52	54	39
	Cibola	17	4	2	1	1
	McKinley	101	26	7	17	2
	Sandoval	132	55	16	21	18
	San Juan	180	51	24	12	15
	Valencia	24	9	3	3	3
Northeast Region – Total		750	217	55	108	54
	Colfax	17	6	3	1	2
	Guadalupe	1	1	0	0	1
	Los Alamos	51	17	4	8	5
	Mora	0	0	0	0	0
	Rio Arriba	43	14	4	3	7
	San Miguel	51	17	4	8	5
	Santa Fe	501	139	34	76	29
	Taos	81	23	6	12	5
	Union	5	0	0	0	0
Central Region – Total		2513	1235	192	696	347
Bernalillo		2513	1235	192	696	347
Southeast Region – Total		303	71	18	37	16
	Chaves	114	42	8	26	8
	Curry	45	7	4	2	1
	De Baca	0	1	0	0	1
	Eddy	64	9	4	2	3
	Harding	0	0	0	0	0
	Lea	55	6	1	4	1
	Quay	9	2	0	2	0
	Roosevelt	16	4	1	1	2
Southwest Region – Total		529	139	57	57	25
	Catron	3	0	0	0	0
	Doña Ana	316	85	31	37	17
	Grant	65	20	9	7	4
	Hidalgo	1	1	0	1	0
	Lincoln	29	8	7	0	1
	Luna	23	3	1	2	0
	Otero	62	13	7	5	1
	Sierra	12	1	0	1	0
	Socorro	16	6	1	3	2
	Torrance	2	2	1	1	0

*New Mexico Medical Board 2011 Official List

Table 2B: UNM Trained MDs in New Mexico per 10,000 Population by County and Public Health Region, 2010[†]

	Total MDs per 10,000 Population	UNM Trained MDs per 10,000 Population	% of Total MDs Who are UNM Trained	Population*
All of New Mexico	22.1	8.8	40%	2,059,179
Northwest Region – Total	10.4	3.3	32%	436,879
Cibola	6.2	1.5	24%	27,213
McKinley	14.1	3.6	26%	71,492
Sandoval	10.0	4.2	42%	131,561
San Juan	13.8	3.9	28%	130,044
Valencia	3.1	1.2	38%	76,569
Northeast Region – Total	25.6	7.4	29%	292,563
Colfax	12.4	4.4	35%	13,750
Guadalupe	2.1	2.1	100%	4,687
Los Alamos	28.4	9.5	33%	17,950
Mora	-	-	-	4,881
Rio Arriba	10.7	3.5	33%	40,246
San Miguel	17.4	5.8	33%	29,393
Santa Fe	34.8	9.6	28%	144,170
Taos	24.6	7.0	28%	32,937
Union	11.0	-	-	4,549
Central Region – Total	37.9	18.6	49%	662,564
Bernalillo	37.9	18.6	49%	662,564
Southeast Region – Total	11.5	2.7	23%	264,181
Chaves	17.4	6.4	37%	65,645
Curry	9.3	1.4	16%	48,376
De Baca	-	4.9	-	2,022
Eddy	11.9	1.7	14%	53,829
Harding	-	-	-	695
Lea	8.5	0.9	11%	64,727
Quay	10.0	2.2	22%	9,041
Roosevelt	8.1	2.0	25%	19,846
Southwest Region – Total	13.1	3.4	26%	402,992
Catron	8.1	-	-	3,725
Doña Ana	15.1	4.1	27%	209,233
Grant	22.0	6.8	31%	29,514
Hidalgo	2.0	2.0	100%	4,894
Lincoln	14.1	3.9	28%	20,497
Luna	9.2	1.2	13%	25,095
Otero	9.7	2.0	21%	63,797
Sierra	10.0	0.8	8%	11,988
Socorro	9.0	3.4	38%	17,866
Torrance	1.2	1.2	100%	16,383

[†]Calculation: number of doctors in the county divided by the population of the county multiplied by 10,000.

*2010 US Census Bureau figures

Table 3: UNM Trained MDs in New Mexico Practicing in Primary Care Specialties by County and Public Health Region, 2010

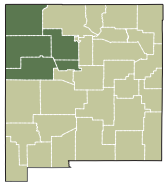
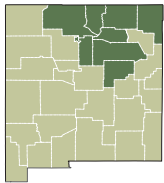
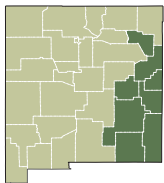
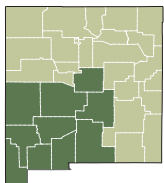
	Family Medicine	Internal Medicine	Obstetrics/ Gynecology	Pediatrics	Total
All of New Mexico	378	276	80	159	893
Northwest Region – Total	42	20	4	16	82
 Cibola	1	2	0	0	3
McKinley	7	3	2	2	14
Sandoval	16	8	2	8	34
San Juan	13	6	0	5	24
Valencia	5	1	0	1	7
Northeast Region – Total	80	23	9	6	118
 Colfax	2	1	0	0	3
Guadalupe	1	0	0	0	1
Los Alamos	6	3	1	0	10
Mora	0	0	0	0	0
Rio Arriba	6	0	0	0	6
San Miguel	8	2	0	1	11
Santa Fe	46	12	8	5	71
Taos	11	5	0	0	16
Union	0	0	0	0	0
Central Region – Total	192	205	56	121	574
Bernalillo	192	205	56	121	574
Southeast Region – Total	26	10	1	6	43
 Chaves	16	4	1	3	24
Curry	1	2	0	0	3
De Baca	1	0	0	0	1
Eddy	4	1	0	1	6
Harding	0	0	0	0	0
Lea	1	2	0	1	4
Quay	1	0	0	1	2
Roosevelt	2	1	0	0	3
Southwest Region – Total	38	18	10	10	76
 Catron	0	0	0	0	0
Doña Ana	20	10	5	7	42
Grant	5	5	0	1	11
Hidalgo	1	0	0	0	1
Lincoln	4	1	3	0	8
Luna	1	0	2	0	3
Otero	3	1	0	1	5
Sierra	1	0	0	0	1
Socorro	1	1	0	1	3
Torrance	2	0	0	0	2

Table 4: UNM Trained MDs in New Mexico Practicing in Selected Specialties by County and Public Health Region, 2010

	Anesthesiology	General Surgery	Emergency Medicine	Psychiatry	Total
All of New Mexico	83	58	126	135	402
Northwest Region – Total	2	8	10	10	30
Cibola	0	1	0	0	1
McKinley	2	2	2	0	6
Sandoval	0	0	2	4	6
San Juan	0	5	6	4	15
Valencia	0	0	0	2	2
Northeast Region – Total	5	7	15	19	46
Colfax	0	1	1	0	2
Guadalupe	0	0	0	0	0
Los Alamos	1	0	0	1	2
Mora	0	0	0	0	0
Rio Arriba	0	0	4	1	5
San Miguel	0	2	1	2	5
Santa Fe	4	3	6	15	28
Taos	0	1	3	0	4
Union	0	0	0	0	0
Central Region – Total	65	31	88	99	283
Bernalillo	65	31	88	99	283
Southeast Region – Total	0	8	4	0	12
Chaves	0	2	1	0	3
Curry	0	4	0	0	4
De Baca	0	0	0	0	0
Eddy	0	2	1	0	3
Harding	0	0	0	0	0
Lea	0	0	1	0	1
Quay	0	0	0	0	0
Roosevelt	0	0	1	0	1
Southwest Region – Total	11	4	9	7	31
Catron	0	0	0	0	0
Doña Ana	10	2	4	3	19
Grant	1	0	1	2	4
Hidalgo	0	0	0	0	0
Lincoln	0	0	0	0	0
Luna	0	0	0	0	0
Otero	0	2	2	1	5
Sierra	0	0	0	0	0
Socorro	0	0	2	1	3
Torrance	0	0	0	0	0

Table 5: UNM Trained MDs (MD Only) in New Mexico 2010, by Graduation Year*

Graduating Year	Number of UNM Medical School Graduates	Number of UNM Medical School Graduates with New Mexico License and Address	Percent of UNM Medical School Graduates with New Mexico License and Address
1968-1979	550	134	24%
1980	71	24	34%
1981	76	34	45%
1982	70	18	26%
1983	70	24	34%
1984	78	21	27%
1985	66	18	27%
1986	74	31	42%
1987	73	21	29%
1988	70	32	46%
1989	76	24	32%
1990	69	22	32%
1991	67	19	28%
1992	63	21	33%
1993	69	28	41%
1994	74	28	38%
1995	73	23	32%
1996	74	31	42%
1997	70	23	33%
1998	73	33	45%
1999	66	22	33%
2000	78	32	41%
2001	68	27	40%
2002	67	27	40%
2003	71	37	52%
2004	71	34	48%
2005	69	22	32%
2006	65	21	32%+
Total	2461	831	34%

*Graduates from 2007-2010 are not included; most of these graduates are in residency training.

+A number of 2006 graduates have not yet completed residency training, percent may not be meaningful.

Location Report 2011: The Approach and Methods

Our intent in this report is to provide the best available information about UNM School of Medicine (SOM) graduates and medical residents who were in New Mexico in the past year. It is important to note that any recent moves or change in location by these individuals may not be reflected in our data.

A number of sources were used in the compilation of this report. The lists of University of New Mexico School of Medicine MD recipients (since 1968) and former residents (since 1955) were obtained from two sources: the UNM SOM's Office of Student Services and Office of Graduate Medical Education (GME), respectively.

Several additional sources were used to confirm both names and New Mexico address/location. These included the New Mexico Medical Board 2011 Official List and a dataset of UNM SOM graduates maintained by the Office of Program Evaluation, Education and Research at UNM School of Medicine.

The basis for including individuals in the 2011 Location Report was twofold:

- 1) the individual was included in the 2010 Location Report, or
- 2) the individual was included on the New Mexico Medical Board 2011 Official List in one of the following categories:
 - information about physicians returning to New Mexico
 - information about physicians who completed residency training in the past year, were licensed to practice and were practicing in New Mexico
 - information about Osteopathic Physicians contained in the Active Roster section of the Official List

We developed several strategies to obtain information about the current location of individuals included in the Location Report. Data collection for this report began in the summer

when the first of three survey mailings was sent to SOM graduates to confirm their practice location. The next phase of data collection began in the fall when we contacted medical staffing offices at hospitals throughout the state to verify physicians with hospital privileges. We obtained information from the UNM SOM GME office about residents and fellows who recently completed training. Finally, we researched and contacted individual doctors, clinics and offices to confirm physician location.

Notes related to specific tables:

Tables 2-4: Public Health Regions

When presenting data by region, we used the five public health regions in the state of New Mexico as defined by the New Mexico Department of Health.

Table 2B: New Mexico Population

When presenting New Mexico population data, we calculated MDs per 10,000 population using 2010 New Mexico county population estimates from the US Census Bureau (table: Population & Housing Occupancy Status: 2010).

If you have questions about this report, please contact:

Summers Kalishman, PhD, Director, or
 Elizabeth Hatch, Program Coordinator
 Office of Program Evaluation, Education and Research
 MSC08 4550
 1 University of New Mexico
 Albuquerque, New Mexico 87131-0001
 Phone: 505-272-8069



Office of the Dean
MSC 08 4720
1 University of New Mexico
Albuquerque, NM
87131-0001

Location Report on the web at: <http://hsc.unm.edu/som/Locations/>